

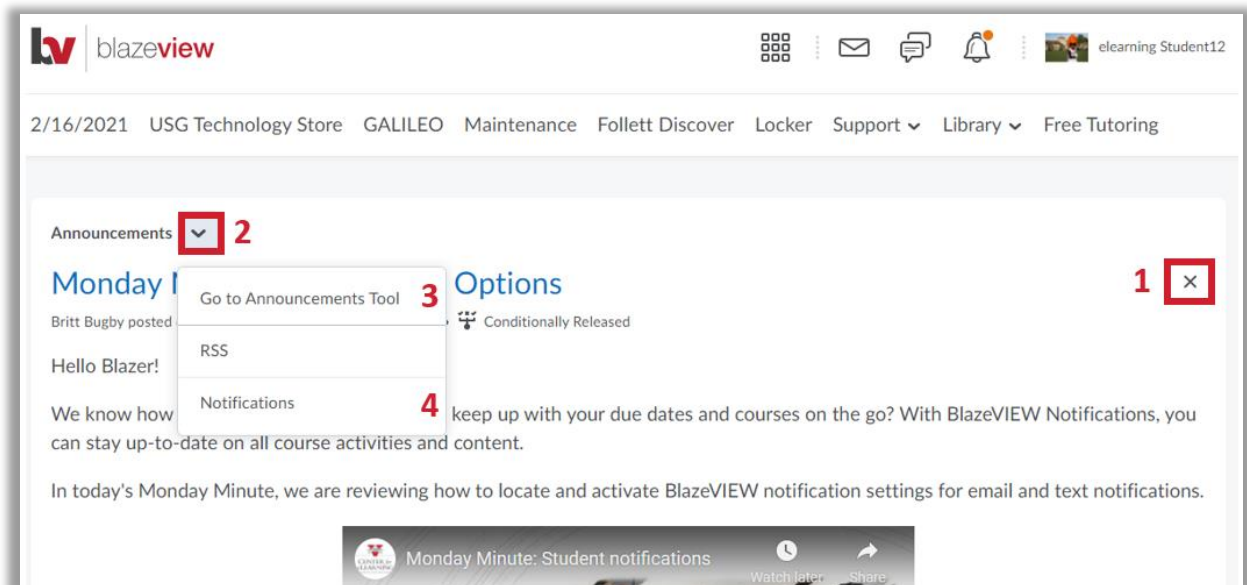
# Announcements in BlazeVIEW

## Finding and Reading General BlazeVIEW Announcements

Log in to BlazeVIEW through MyVSU.



The Announcements widget appears at the top of your BlazeVIEW homepage. The most recent announcement will display first.



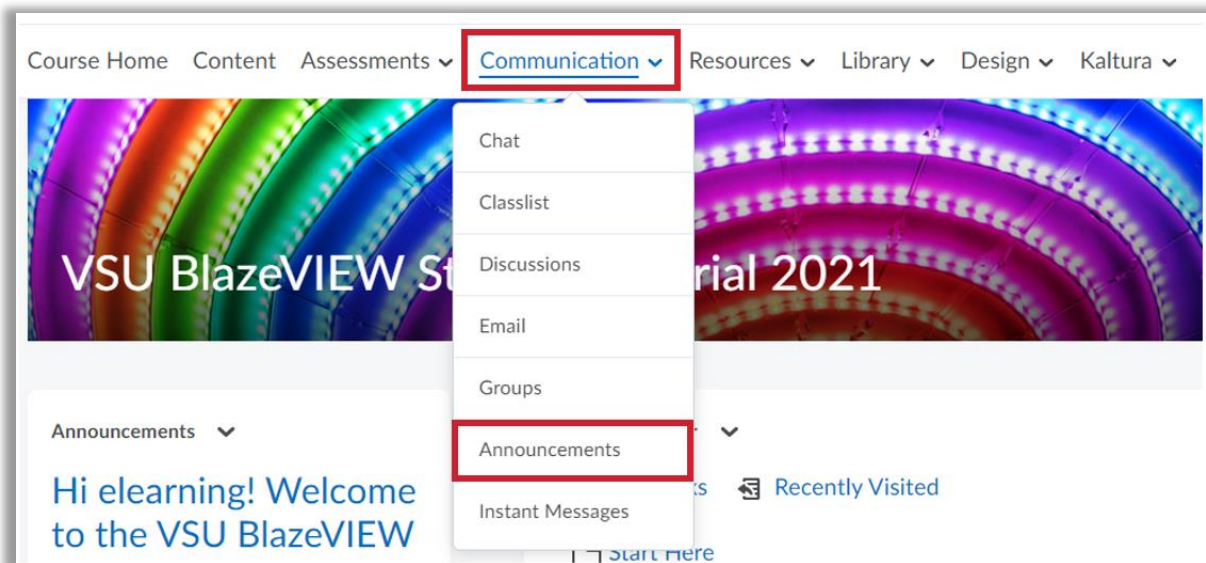
1. Once you have read an announcement, you can dismiss it by clicking the X in the right corner.
2. To view more announcement options, select the arrow dropdown next to Announcements.
3. The **Announcements Tool** allows you to search for specific announcements by headline or date.
4. Select **Notifications** to personalize your notification settings for announcements and other BlazeVIEW tools.

## Finding and Reading Course-Specific Announcements

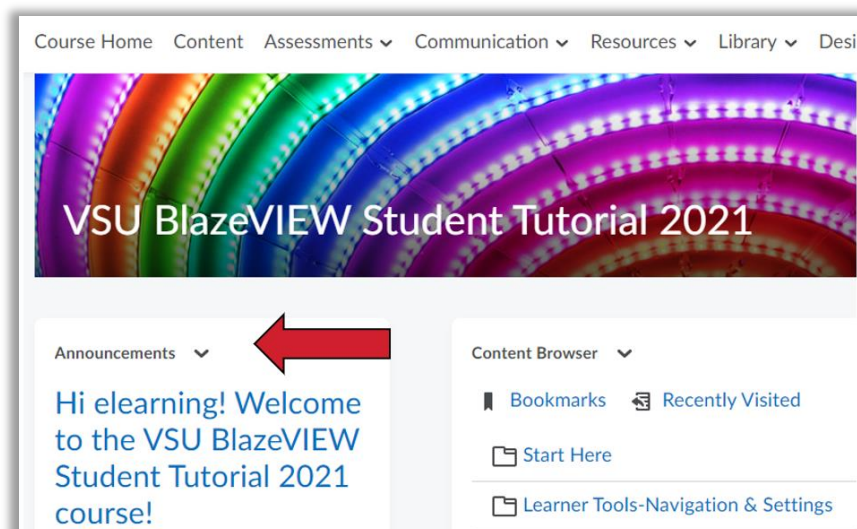
Log in to BlazeVIEW through MyVSU. Enter a specific course you are taking.



From the Navbar, click **Communication** and select **Announcements** to view a list of all the announcements for that particular course, with the most recent on top.

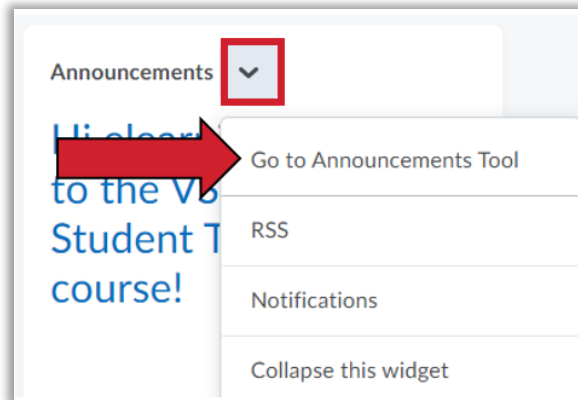


Your course homepage may also feature an Announcements widget.



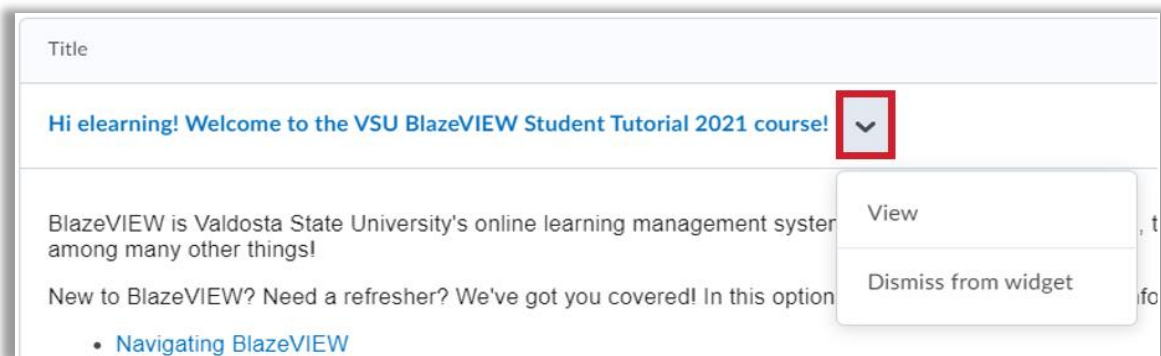
## The Announcements Tool

Access the Announcements Tool by selecting **Go to Announcements Tool** from the widget dropdown.



You can complete additional actions by clicking the dropdown beside an announcement's title.

- To view an announcement, click **View**.
- To remove an announcement, click **Dismiss from Widget**.



For more information or assistance, call 229-245-6490 or email [blazeview@valdosta.edu](mailto:blazeview@valdosta.edu).

For 24/7 BlazeVIEW or GoVIEW assistance, call 855-772-0423 or visit [GeorgiaVIEW Help Center](#).



CENTER for  
eLEARNING  
VALDOSTA STATE UNIVERSITY