



# Actionable Intelligence: Data Alone is Not Enough

**Andy T. Clark**  
Associate Vice President for  
Enrollment Management

**Brian A. Haugabrook**  
Director of  
Data Warehouse

**Barrie Fitzgerald**  
Institutional Research Analyst  
Strategic Research & Analysis

VALDOSTA STATE UNIVERSITY

SAIR

September 2012



# Agenda: Graduating More Students

---

1. Technology and Innovation
2. Business Intelligence in Higher Education
3. A Changing World
4. Turning Hindsight into Foresight
5. Proactive Engagement
6. Freshman Learning Communities
7. Actionable Alerts
8. Demo



# The Cadence of Technology

---

Past



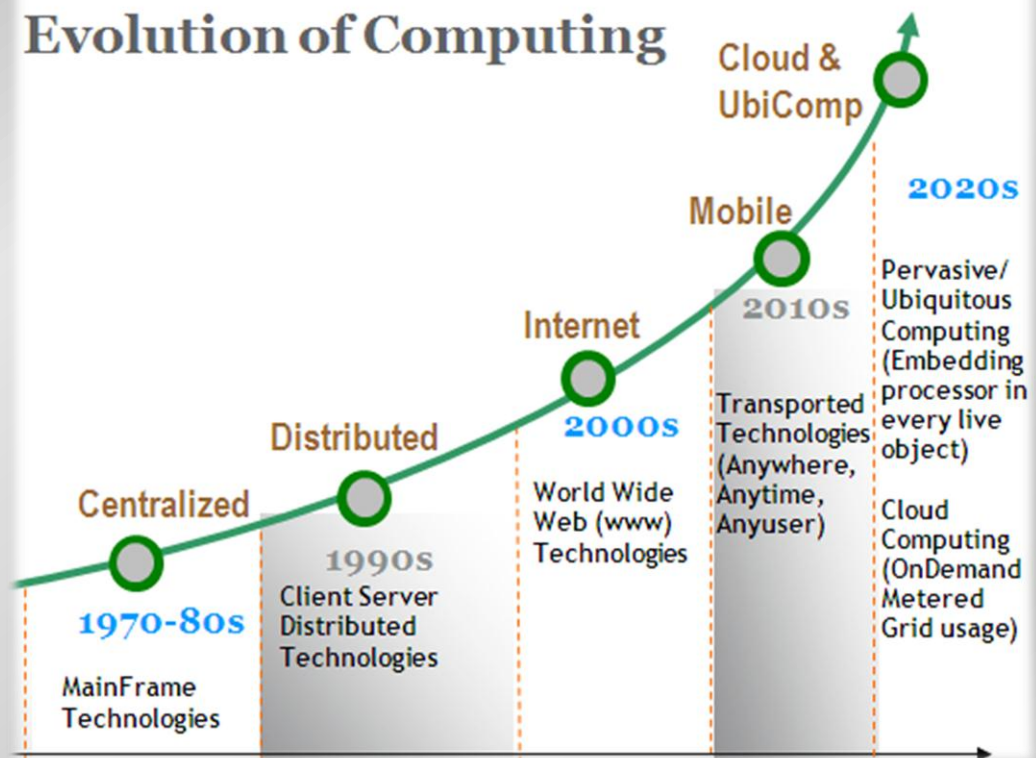
Soon to be past





# Evolution

1. Any process of formation or growth.
2. A process of gradual, peaceful, progressive change or development....
3. A motion incomplete in itself, but combining with coordinated motions to produce a single action, as in a machine.
4. A gradual process in which something changes into a different and usually more complex or better form.
5. A process of continuous change from a lower, simpler, or worse to a higher, more complex, or better state.





# Data and Information

1. How long does it take on average to get a new report created? (hours, days, weeks, months)
2. How are you using data to make decisions and provide support where needed?
3. Must you find information or does information find you?

```
06-MAY-2004      03:12 PM
REPORT: GURADDR                                     Address Report

ID              Name                               Address
Q62100933      Clifford, Stephanie                            22 EAST MAPLE ROAD
                                                    DETROIT, MI 82134

Q81337923      Serum, Tracy                                   6658 NORTH 69TH STREET
                                                    HOUSTON, TX 02344

PAGE: 2                                             BANNER University
06-MAY-2004      03:12 PM
REPORT: GURADDR                                     Address Report

ID              Name                               Address

*****REPORT CONTROL INFORMATION*****
Report Name: GURADDR
Term Code: 200210
```

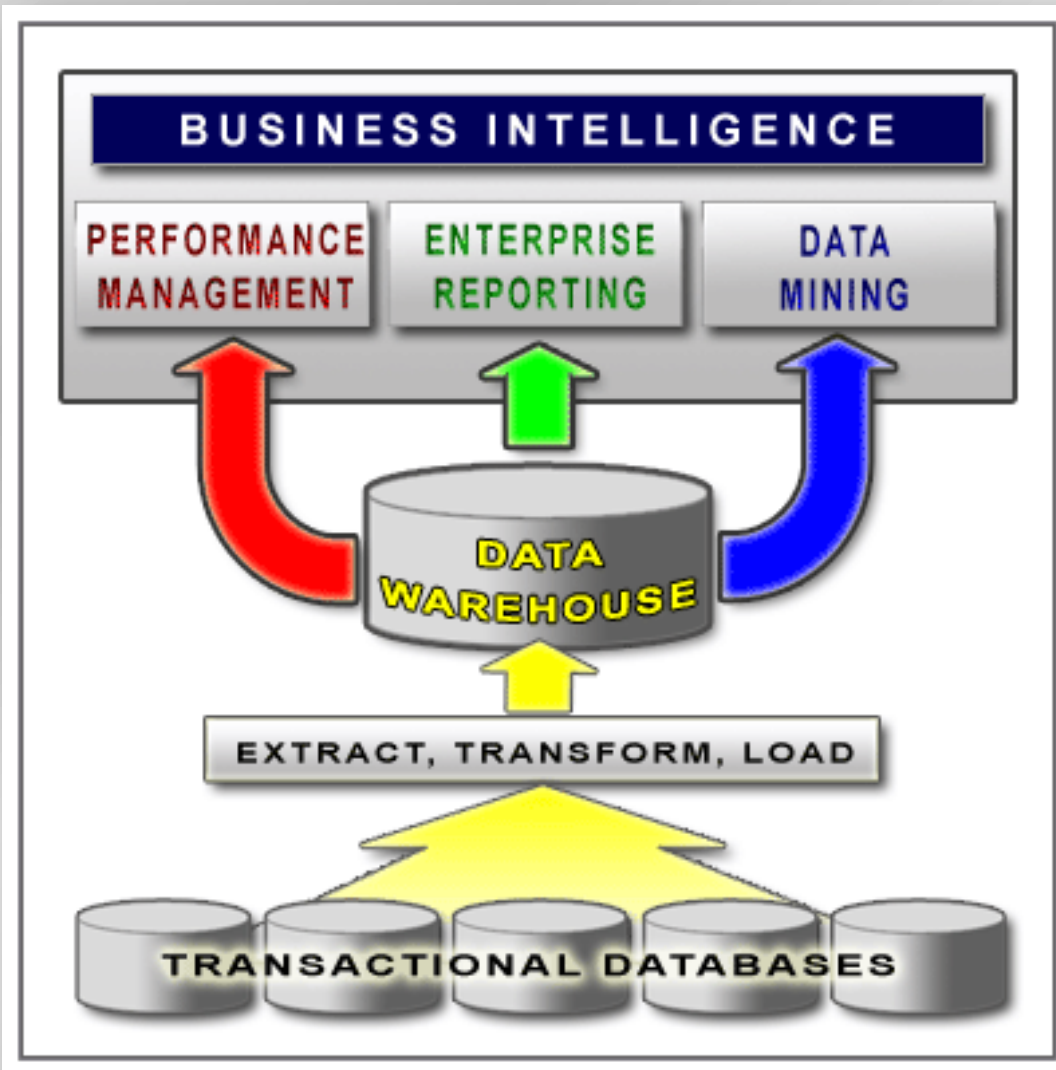




# Business Intelligence (BI)

---

1. Ability of an organization to take all its capabilities and convert them into knowledge
2. The tools and systems that play a key role in the strategic planning process of the corporation
3. An umbrella term that refers to a variety of software applications used to analyze an organization's raw data



# Unidirectional Concepts and Designs



<p>ENGL 4250 A: 86% Not At-Risk, 14% At-Risk</p> <p>ENGL 6000 A: 100.0% Not At-Risk, 0% At-Risk</p>	<p>ENGL 4250 A: 90.91% Not At-Risk, 9.09% At-Risk</p> <p>ENGL 6000 A: 100.0% Not At-Risk, 0% At-Risk</p>	<p>ENGL 4250 A: 95.45% Not At-Risk, 4.55% At-Risk</p> <p>ENGL 6000 A: 100.0% Not At-Risk, 0% At-Risk</p>																														
<h3>Time Status</h3> <p>STUDENT</p> <p>90.91% Full-Time, 9.091% Part-Time</p>	<h3>Student Classification</h3> <table border="1"> <thead> <tr> <th>Classification</th> <th>Count</th> </tr> </thead> <tbody> <tr> <td>1. Freshman</td> <td>4</td> </tr> <tr> <td>2. Sophomore</td> <td>7</td> </tr> <tr> <td>3. Junior</td> <td>13</td> </tr> <tr> <td>4. Senior</td> <td>39</td> </tr> <tr> <td>5. Graduate</td> <td>3</td> </tr> </tbody> </table> <p>STUDENT</p>	Classification	Count	1. Freshman	4	2. Sophomore	7	3. Junior	13	4. Senior	39	5. Graduate	3	<h3>Gender</h3> <p>ENGL 3215 A: 66.6% Female, 33.3% Male</p> <p>ENGL 3215 B: 72.22% Female, 27.78% Male</p> <p>ENGL 4250 A: 77.27% Female, 22.73% Male</p> <p>ENGL 6000 A: 100.0% Male</p>																		
Classification	Count																															
1. Freshman	4																															
2. Sophomore	7																															
3. Junior	13																															
4. Senior	39																															
5. Graduate	3																															
<h3>Race</h3> <table border="1"> <thead> <tr> <th>Race</th> <th>Count</th> </tr> </thead> <tbody> <tr> <td>White</td> <td>52</td> </tr> <tr> <td>Black or African American</td> <td>12</td> </tr> <tr> <td>Multiracial</td> <td>1</td> </tr> <tr> <td>Unreported</td> <td>1</td> </tr> </tbody> </table> <p>STUDENT</p>	Race	Count	White	52	Black or African American	12	Multiracial	1	Unreported	1	<h3>Seats Available by Course</h3> <table border="1"> <thead> <tr> <th>Course</th> <th>Seats Available</th> </tr> </thead> <tbody> <tr> <td>ENGL 3215 A</td> <td>1</td> </tr> <tr> <td>ENGL 3215 B</td> <td>7</td> </tr> <tr> <td>ENGL 4250 A</td> <td>1</td> </tr> <tr> <td>ENGL 6000 A</td> <td>1</td> </tr> </tbody> </table> <p>SEATS_AVAILABLE</p>	Course	Seats Available	ENGL 3215 A	1	ENGL 3215 B	7	ENGL 4250 A	1	ENGL 6000 A	1	<h3>Seats Taken by Course</h3> <table border="1"> <thead> <tr> <th>Course</th> <th>Seats Taken</th> </tr> </thead> <tbody> <tr> <td>ENGL 3215 A</td> <td>24</td> </tr> <tr> <td>ENGL 3215 B</td> <td>18</td> </tr> <tr> <td>ENGL 4250 A</td> <td>22</td> </tr> <tr> <td>ENGL 6000 A</td> <td>2</td> </tr> </tbody> </table> <p>STUDENT</p>	Course	Seats Taken	ENGL 3215 A	24	ENGL 3215 B	18	ENGL 4250 A	22	ENGL 6000 A	2
Race	Count																															
White	52																															
Black or African American	12																															
Multiracial	1																															
Unreported	1																															
Course	Seats Available																															
ENGL 3215 A	1																															
ENGL 3215 B	7																															
ENGL 4250 A	1																															
ENGL 6000 A	1																															
Course	Seats Taken																															
ENGL 3215 A	24																															
ENGL 3215 B	18																															
ENGL 4250 A	22																															
ENGL 6000 A	2																															
<table border="1"> <thead> <tr> <th>COURSE</th> <th>FIRST NAME</th> <th>MIDDLE NAME</th> <th>LAST NAME</th> <th>MAJOR</th> </tr> </thead> </table>			COURSE	FIRST NAME	MIDDLE NAME	LAST NAME	MAJOR	<table border="1"> <thead> <tr> <th>FTFT COHORT TERM</th> <th>TRANSFER TERM</th> </tr> </thead> </table>		FTFT COHORT TERM	TRANSFER TERM																					
COURSE	FIRST NAME	MIDDLE NAME	LAST NAME	MAJOR																												
FTFT COHORT TERM	TRANSFER TERM																															

# Oracle (OBIEE) Business Intelligence





**ORACLE Business Intelligence**

Untitled

Criteria Results Prompts Advanced

**Subject Areas**

- PELL\_RECEIVED
- PIDM
- RACE
- SAT\_MATH
- SAT\_VERBAL
- SPORT
- SPORT\_CODE
- STUDENT\_CLASS
- STUDENT\_CLASS\_CODE
- STUDENT\_ID
- STUDENT\_LEVEL
- STUDENT\_LEVEL\_CODE
- STUDENT\_TYPE
- STUDENT\_TYPE\_CODE
- TERM
- TERM\_DESC
- TRANSFER
- TRANSFER\_STUDENT
- TRANSFER\_TERM
- TRANSFER\_TERM\_GPA
- US\_VETERAN
- ACADEMIC\_YEAR
- ACT\_ENGLISH
- ACT\_MATH
- ACT\_READING
- ADVISOR\_EMAIL
- ADVISOR\_FNAME
- ADVISOR\_LNAME
- ADVISOR\_MNAME
- CAMPUS\_ECORE
- CAMPUS\_EMAJOR
- CAMPUS\_GOML
- CAMPUS\_KINGSBAY
- CAMPUS\_MAIN
- CAMPUS\_MILITARY

**Selected Columns**

Double click on column names in the Subject Areas pane to add them to the analysis. Once added, drag

STUDENT\_TERM\_DETAILS

- TERM\_DESC
- COLLEGE
- DEPARTMENT
- MAJOR
- STUDENT\_ID

**Filters**

Add filters to the analysis criteria by clicking on Filter option for the specific column in the Selected Column

**Catalog**

List All

- My Folders
- Shared Folders

# Oracle (OBIEE) Business Intelligence



Untitled

Criteria Results Prompts Advanced

Subject Areas

- ATHLETE
- ATTEMPTED\_HRS
- CITIZEN
- COLLEGE
- DEPARTMENT
- EARNED\_HRS
- EARNED\_HRS\_SATISFAC
- EMAIL\_OTHER
- EMAIL\_VSU
- ETHNICITY
- FIRST\_GENERATION
- FLC
- FNAME
- FTE
- FTFT\_FRESHMAN
- FTFT\_TERM
- FULL\_CUMULATIVE\_GPA
- FULL\_TIME
- GENDER
- HOPE\_RECEIVED
- HOUSING
- HS\_CODE
- HS\_DEGREE\_TYPE
- HS\_DEGREE\_YEAR
- HS\_GPA
- INSTITUTIONAL\_TERM\_C
- LNAME
- MAJOR
- MNAME

Catalog

List All

My Folders

Shared Folders

Compound Layout

Title

Graph

STUDENT\_ID

DEPARTMENT	STUDENT_ID
Dept of Accounting/Finance	415
Dept of Management	360
Dept of Marketing/Economics	235
Undeclared Department	300

Pivot Table

TERM_DESC	COLLEGE	DEPARTMENT	MAJOR	
Fall 2012	College of Business Admin	Dept of Accounting/Finance	Accounting	176
			BA-Accounting	142
			BA-Finance	48
			Finance	49
		Dept of Management	BA-International Business	62
			BA-Management	174
			International Business	23
			Management	105
		Dept of Marketing/Economics	BA-Economics	26
			BA-Marketing	128
			Economics	16
			Marketing	65
Undeclared Department	Business Administration	248		
	Master Business Administration	52		


# Oracle (OBIEE) Business Intelligence



# You have data... What's next?

---

- Data-driven decision making
- Predictive Modeling
- Operational Performance





- SWIS Home
- Student Record
- Agencies
- Contacts
- Summary List of Students
- List of Current Students
- Detailed List of Current and Prior Students
- Missing Students
- Title IV-E Funding Report
- Completed Practicum Placements Report
- Advising

Student Information Updated. ✕

### Query Student

Enter a Student ID Number and Press Enter to Query. Erase the block and type a new Student ID Number and Press Enter to select a different student.

Enter Student ID (press Enter to Query)

Selected Student: Haugabrook, Brian Antonio

### Advisors

Advisor Name:  Advisor Type:

### Special Flags

Flag	Flag Set On	Flag Set By	Flag Lifts On
Test Flag	17-SEP-2012	Haugabrook, Brian Antonio	-


1 - 1

### Department Forms

Form Name	Received On	Received By	View	Received	Reset Status	Delete Request	PDF
Student Contact Information	25-JUL-2011	Haugabrook, Brian Antonio	<a href="#">Download</a>	<input checked="" type="checkbox"/>	<input type="checkbox"/>	<input type="checkbox"/>	<a href="#">Upload/Replace</a>
Statement of Understanding	25-JUL-2011	Haugabrook, Brian Antonio		<input checked="" type="checkbox"/>	<input type="checkbox"/>	<input type="checkbox"/>	<a href="#">Upload/Replace</a>
Official Program of Study	25-JUL-2011	Haugabrook, Brian Antonio		<input checked="" type="checkbox"/>	<input type="checkbox"/>	<input type="checkbox"/>	<a href="#">Upload/Replace</a>
Graduation Application	25-JUL-2011	Haugabrook, Brian Antonio		<input checked="" type="checkbox"/>	<input type="checkbox"/>	<input type="checkbox"/>	<a href="#">Upload/Replace</a>
Learning Plan 7612	* FORM NOT TURNED IN *	-		<input type="checkbox"/>	-	<input type="checkbox"/>	<a href="#">Upload/Replace</a>
Foundation Practicum Application	* FORM NOT TURNED IN *	-		<input type="checkbox"/>	-	<input type="checkbox"/>	<a href="#">Upload/Replace</a>
Concentration Practicum Application	* FORM NOT TURNED IN *	-		<input type="checkbox"/>	-	<input type="checkbox"/>	<a href="#">Upload/Replace</a>
Foundation Liability Insurance	* FORM NOT TURNED IN *	-		<input type="checkbox"/>	-	<input type="checkbox"/>	<a href="#">Upload/Replace</a>
Concentration Liability Insurance	* FORM NOT TURNED IN *	-		<input type="checkbox"/>	-	<input type="checkbox"/>	<a href="#">Upload/Replace</a>

### Student Information

Track	Full Time Program
Program Level	
Academic Status	Good Standing
Graduation Term	Not a SW Graduate
VSU Email Address	<a href="mailto:bahaugab@valdosta.edu">bahaugab@valdosta.edu</a>
Other Email Addresses	-
Needs Follow Up	No



### Special Documentation

No Special Requirements Found.

### IV-E Funding



# Academic Affairs Faculty Portal

Main

Advisor

Courses

At-Risk

Data Warehouse Tools

Applications/Portals

Contact Brian Haugabrook, Director of Data Warehouse, for any questions. Email: [bahauqab@valdosta.edu](mailto:bahauqab@valdosta.edu). Phone: (229) 333-7447  
You can also email the VSU Data Warehouse department ([VSUDataWarehouse@valdosta.edu](mailto:VSUDataWarehouse@valdosta.edu)) for requests, issues, or suggestions.

## Digital Measures (College of Education)



[Login to Digital Measures](#)

Note: The Digital Measures link will expire 09/17/2012 at 09:32 AM.  
If this link expires, Refresh the page to get the current link.

Watch a short video on using Digital Measures [here](#).

## DegreeWorks



[Login to DegreeWorks](#)

DegreeWorks is an advising tool to aid in advising with electronic checklists, what-if scenarios, GPA calculators, advising planner, and notes.

For more information and tutorials click [here](#).

## FLC Portal



[Login to the FLC Portal](#)

Freshmen Learning Communities advising and faculty portal. Access to course and student information that are part of an FLC community.

For more information click [here](#).

## First-Time Full-Time Freshman Portal



[Login to the FTFT Portal](#)

Provides information on all enrolled students part of a FTFT cohort. Highlights students marked at-risk in general, reading and math based courses. This includes new FTFT students and enrolled FTFT students from previous years.

## Department Specific Applications



[COE Advising Scheduler](#)

[Nursing Advising Scheduler](#)

[OASIS Advising Scheduler](#)

[Student Success Center Scheduler](#)

[Social Work Information System \(SWIS\)](#)

# Application Directory



# What is Enrollment Management

- Recruitment
- Admissions
- Orientation
- Financial Aid and Payment (Bursary)
- Then what???
- Then **Enrollment Management** is equipping the campus (Faculty, Staff, and even Students) with the tools they need to support the students, and not let the students fall through the crack with making an attempt to help them.





# Course Summary By User Role

## Course

Select Term

Rows

1 - 200 of 2465

Term Desc	Crn	Subject	Crse Numb	Course Section	Course Title	Students Enrolled	Seats Available	Instructors Email
Fall 2012	<a href="#">00000</a>	ACCT	2101	A	Principles of Accounting I	84	0	<a href="mailto:bahauqab@valdosta.edu">bahauqab@valdosta.edu</a>
Fall 2012	<a href="#">00000</a>	ACCT	2101	B	Principles of Accounting I	34	0	<a href="mailto:bahauqab@valdosta.edu">bahauqab@valdosta.edu</a>
Fall 2012	<a href="#">00000</a>	ACCT	2101	C	Principles of Accounting I	35	3	<a href="mailto:bahauqab@valdosta.edu">bahauqab@valdosta.edu</a>
Fall 2012	<a href="#">00000</a>	ACCT	2101	D	Principles of Accounting I	49	1	<a href="mailto:bahauqab@valdosta.edu">bahauqab@valdosta.edu</a>
Fall 2012	<a href="#">00000</a>	ACCT	2101	E	Principles of Accounting I	44	4	<a href="mailto:bahauqab@valdosta.edu">bahauqab@valdosta.edu</a>
Fall 2012	<a href="#">00000</a>	ACCT	2101	F	Principles of Accounting I	34	0	<a href="mailto:bahauqab@valdosta.edu">bahauqab@valdosta.edu</a>
Fall 2012	<a href="#">00000</a>	ACCT	2101	G	Principles of Accounting I	35	3	<a href="mailto:bahauqab@valdosta.edu">bahauqab@valdosta.edu</a>
Fall 2012	<a href="#">00000</a>	ACCT	2102	A	Principles of Accounting II	14	12	<a href="mailto:bahauqab@valdosta.edu">bahauqab@valdosta.edu</a>
Fall 2012	<a href="#">00000</a>	ACCT	2102	B	Principles of Accounting II	30	8	<a href="mailto:bahauqab@valdosta.edu">bahauqab@valdosta.edu</a>
Fall 2012	<a href="#">00000</a>	ACCT	2102	C	Principles of Accounting II	46	-1	<a href="mailto:bahauqab@valdosta.edu">bahauqab@valdosta.edu</a>
Fall 2012	<a href="#">00000</a>	ACCT	2102	D	Principles of Accounting II	43	2	<a href="mailto:bahauqab@valdosta.edu">bahauqab@valdosta.edu</a>
Fall 2012	<a href="#">00000</a>	ACCT	2102	E	Principles of Accounting II	36	-2	<a href="mailto:bahauqab@valdosta.edu">bahauqab@valdosta.edu</a>
Fall 2012	<a href="#">00000</a>	ACCT	3100	A	Intro to Fraud Examination	32	6	<a href="mailto:bahauqab@valdosta.edu">bahauqab@valdosta.edu</a>



# Class Roster with Photos and Direct Link to DegreeWorks

[Back to Course List](#)

Course ACCT 2101 A - Principles of Accounting I

Search:  Rows: 100 Go

- At Risk General = "Yes"
- At Risk Reading = "Yes"
- At Risk Math = "Yes"

1 - 84 of 84

Student Photo	Last Name	First Name	Middle Name	Attendance/Course Progress	Email	At Risk General	At Risk Math	At Risk Reading	DegreeWorks
	Doe	J	Tanner	<a href="#">Attendance/Course Progress Flags</a>	bahaugab@valdosta.edu	Yes	Yes	No	<a href="#">DegreeWorks</a>
	Doe	J	Jahkeem	<a href="#">Attendance/Course Progress Flags</a>	bahaugab@valdosta.edu	No	No	No	<a href="#">DegreeWorks</a>
	Doe	J	Qamar	<a href="#">Attendance/Course Progress Flags</a>	bahaugab@valdosta.edu	No	No	No	<a href="#">DegreeWorks</a>



# Custom Application Integrations

VALDOSTA STATE UNIVERSITY

---

Back to Self-Service
Print

Find

Name

Degree

Major

Level

Classification

Last Audit

Last Refresh

Worksheets
Planner
Notes
Petitions
Exceptions
GPA Calc
Admin

Format:    [Class History](#)

History

What If

Look Ahead

Financial Aid

Aid History

Athletic Eligibility

Athletic Eligibility History

Degreeworks Production Environment

<b>Student View</b> AB171111 as of 08/20/2012 at 11:49	
<b>Student</b> Haugabrook, Brian Antonio	<b>Level</b> Graduate-Semester
<b>ID</b>	<b>Degree</b> Master of Public Admin
<b>Classification</b> Graduate	<b>College</b> College of Arts & Sciences
<b>Catalog</b> Fall 2006	<b>Major</b> Public Administration
<b>Advisor</b> Argyh	<b>Minor</b>
<b>FIFT Freshman</b>	<b>Prior Degrees</b>

Degree Progress

<b>Requirements</b>	<b>100%</b>
---------------------	-------------

Current Holds Affecting Registration or Graduation

You have no holds.

Master of Public Administration

Classified as a Regular Graduate Student

You meet the minimum GPA requirement

Degree Requirements

Major in Public Administration-MPA

<input checked="" type="checkbox"/> Foundations Seminar in PA	PADM 7300	Foundation in MPA
<input checked="" type="checkbox"/> Quantitative Methods for PA	PADM 7060	Quantitative Mthds for PADM
<input checked="" type="checkbox"/> Policy Analysis	PADM 7090	Policy Analysis



# Automatic Alerts, Triggers, and Events

- Sends notification to the student's advisor and academic success center
- If the student lives on campus, a wellness check is automatically triggered through the housing office
- If the student is in an FLC, all other instructors are notified

[Return To List](#)

## Edit Student Attendance

**Course** ACCT 2101 - Principles of Accounting I

**Edit Name** Jane Doe

**Edit Status**

**Comments**

0 of 2000

[Update Attendance](#)

## ATTENDANCE

Attendance in good standing

## Edit Course Progress

**Course** ACCT 2101 - Principles of Accounting I

**Edit Name** Jane Doe

**Course Status**

**Comments**

0 of 2000

[Update Progress](#)


## PROGRESS

Course progress in good standing



# Student Progress in all Courses

## Student

STUDENT_PHOTO	STUDENT_NAME	EMAIL_VSU	FULL_CUMULATIVE_GPA	ADVISOR_NAME	ADVISOR_EMAIL
	John Doe	<a href="mailto:bahauqab@valdosta.edu">bahauqab@valdosta.edu</a>	-	Robert Smith	<a href="mailto:bahauqab@valdosta.edu">bahauqab@valdosta.edu</a>

1 - 1

[Return To List](#)

## Student Schedule

CRN	Course	Instructor Email	Attendance Status	Attendance Comments
80354	ENGL 1101 T - Composition I	<a href="mailto:jdoe@valdosta.edu">jdoe@valdosta.edu</a>	Level 2: Multiple Absences. At-Risk	Marlee has accrued three absences. We are in the process of setting up a meeting to discuss the matter.
80042	KSPE 1020 C - Weight Training	<a href="mailto:jdoe@valdosta.edu">jdoe@valdosta.edu</a>		
80643	VSU 1101 K - Keys to College Success	<a href="mailto:jdoe@valdosta.edu">jdoe@valdosta.edu</a>		
81056	PHIL 2010 B - Fundamentals of Philosophy	<a href="mailto:jdoe@valdosta.edu">jdoe@valdosta.edu</a>		
81213	HIST 2112 K - United States History Sn 1865	<a href="mailto:jdoe@valdosta.edu">jdoe@valdosta.edu</a>		



# Course Withdrawal Alerts

---

- What happens if a student drops a course that is in his/her cohort?
- What actions should take place?

**From:** flc\_coordinator@valdosta.edu [mailto:flc\_coordinator@valdosta.edu]

**Sent:** Monday, September 17, 2012 8:13 AM

**To:** Brian A. Haugabrook

**Subject:** FLC NOTIFICATION Course Withdrawal (Gi )

Dear Brian Haugabrook,

J Doe ([@valdosta.edu](mailto:J.Doe@valdosta.edu)) has withdrawn from PERS 2160 C FLC course and currently lives on campus. You are encouraged to follow up with the student.

Login to the FLC Portal for more information. <https://apex.valdosta.edu/apex/f?p=FLC>





# Enrollment Management and Retention, Progression and Graduation

---

- Importance of Good Data
- Timely Data
- New Freshmen Learning Curve
- Faculty (need I say more)
- Orientation
- Advising
- Other Risk Factors (Financial Aid, Social Issues, etc...)



# Risk Factors

---

- High School GPA (probably the best predictor of success)
- High School Rigor (in GA the lowest tier high school have an average Graduating HS GPA of 3.3 and the top tier a 2.7)
- Standardized Testing (SAT/ACT)
- First Generation
- Financial Ability and Aid
- HOPE
- Etc...



# At-Risk Factors

---

- A three part process that examined:
  - Quality of High School
  - High School Grade Point Average (HS GPA)
  - SAT Scores (ACT converted)

HS  
Quality

HS  
GPA

SAT Score



# At-Risk—Quality of High School

- Data obtained through Governor’s Accountability website
  - Adequate Yearly Progress (AYP) data for the No Child Left Behind.
  - Data assigned points.
  - Points totaled.
  - Points quartile to produce rank (reverse quartiles).

CEEB	School Name	2011 AYP Status	2011 School Improvement Status	Consecutive Years In AYP	Corrective Action Status	State Directed Status
100001	Blue High School	Met	NI - Made AYP	1	NA	NA
100002	Green High School	Did Not Meet	NI	0	Yes	Yes
100003	Yellow High School	Met	Adequate	3	NA	NA
100004	Orange High School	Did Not Meet	Adequate-DNM	0	Yes	NA
100005	Red High School	Met	Distinguished	5	NA	NA
100006	Purple High School	Did Not Meet	NI	0	Yes	NA

CEEB	School Name	2011 AYP Status	2011 School Improvement Status	Consecutive Years In AYP	Corrective Action Status	State Directed Status	Quality points	Rank
100001	Blue High School	1	1	1	1	1	5	2
100002	Green High School	0	0	0	0	0	0	4
100003	Yellow High School	1	3	3	1	1	9	2
100004	Orange High School	0	2	0	0	1	3	3
100005	Red High School	1	4	5	1	1	12	1
100006	Purple High School	0	0	0	0	1	1	4



# At-Risk—Quality of High School

- Data obtained through Governor’s Accountability website
  - Georgia High School Graduation and Writing Tests.
  - Percent pass and mean quartile for points.
  - Advanced plus and honors calculated and quartile for points.
  - Points totaled for test and repeated for each test.
  - Overall points totaled and quartile for rank.

CEEB	School Name	LAR						
		Percent Pass	Mean	Percent in Below Basic	Percent in Basic Proficiency	Percent in Advanced Proficiency	Percent in Honors	Advanced/2 + Honors
100001	Blue High School	92	245	8	35	39	18	38
100002	Green High School	60	230	40	46	14	0	7
100003	Yellow High School	85	220	15	47	24	14	26
100004	Orange High School	70	219	29	36	21	14	25
100005	Red High School	95	270	5	21	40	33	54
100006	Purple High School	83	238	17	43	34	6	23

CEEB	School Name	LAR				Math	Social Studies	Science	Writing	Total	Rank
		Percent Pass Points	Mean Points	Advanced/2 + Honors Points	Total	Total	Total	Total	Total		
100001	Blue High School	3	4	4	11	9	11	12	10	53	1
100002	Green High School	1	2	1	4	3	5	7	4	23	3
100003	Yellow High School	2	1	2	5	5	5	3	3	21	3
100004	Orange High School	1	1	2	4	4	3	3	5	19	2
100005	Red High School	4	4	4	12	10	12	9	12	55	1
100006	Purple High School	2	3	2	7	8	8	6	7	36	4



# At-Risk—Quality of High School

---

- Overall Rank for High Schools
  - AYP Rank and Georgia High School Graduation and Writing Test averaged together.

CEEB	School Name	GHSGT & GHSWT Rank	AYP Rank	Overall Rank
100001	Blue High School	1	2	2
100002	Green High School	3	4	4
100003	Yellow High School	3	2	3
100004	Orange High School	2	3	3
100005	Red High School	1	1	1
100006	Purple High School	4	4	4





# At-Risk—HS GPA and SAT

---

- Students' HS GPA
  - HS GPA quartile for rank.
- Students' SAT scores (ACT Converted)
  - ACT scores were converted to SAT and the highest was used.
  - SAT scores quartile for rank.



# At-Risk Factors

- Examined one-year retention rates of students by at-risk factors.
  - HS Quality
  - HS GPA
  - SAT Total (ACT Composite)

HS Quality, HS GPA, SAT Total	All High Schools				Likelihood (Out of a group of 10)	At-risk Indicator (65.0% or Below)
	Retained		Total	% Retained		
	No	Yes				
1, 1, 1	42	150	192	78.1%	7	
1, 3, 2	52	116	168	69.0%	6	
1, 4, 1	48	73	121	60.3%	6	At-risk, Retention
2, 1, 3	31	103	134	76.8%	7	
2, 3, 2	80	127	207	61.3%	6	At-risk, Retention
3, 2, 4	50	123	173	71.0%	7	
3, 3, 1	33	38	71	53.5%	5	At-risk, Retention
3, 4, 3	57	63	120	52.5%	5	At-risk, Retention
4, 1, 1	46	146	192	76.0%	7	
4, 1, 4	15	79	94	84.0%	8	
4, 4, 4	69	79	148	53.3%	5	At-risk, Retention
9, 2, 3	18	54	72	75.0%	7	



# At-Risk Factors

- Examined potential DFW rates of students by at-risk factors.
  - HS Quality
  - HS GPA
  - English: SAT English (Average ACT English and ACT Reading)
  - Math: SAT Math (ACT Math)

HS Quality, HS GPA, SAT Total	English Based Courses				At-risk Indicator (60.0% or Below)	Math Based Courses				At-risk Indicator (60.0% or Below)
	Pass	DFW	Total	% Passed		Pass	DFW	Total	% Passed	
1, 1, 1	382	20	402	95.0%		193	12	205	94.1%	
1, 3, 2	355	90	445	79.8%		132	48	180	73.3%	
1, 4, 1	216	95	311	69.5%		60	79	139	43.2%	At-risk, Math
2, 1, 3	441	38	479	92.1%		104	23	127	81.9%	
2, 3, 2	495	125	620	79.8%		124	90	214	57.9%	At-risk, Math
3, 2, 4	398	109	507	78.5%		102	94	196	52.0%	At-risk, Math
3, 3, 1	132	69	201	65.7%		50	37	87	57.5%	At-risk, Math
3, 4, 3	230	167	397	57.9%	At-risk, English	52	96	148	35.1%	At-risk, Math
4, 1, 1	422	31	453	93.2%		242	33	275	88.0%	
4, 1, 4	266	32	298	89.3%		80	32	112	71.4%	
4, 4, 4	200	154	354	56.5%	At-risk, English	51	103	154	33.1%	At-risk, Math
9, 2, 3	169	34	203	83.3%		45	20	65	69.2%	



# Comments and Questions

---

