



Data Discovery for Student Success “Actionable Intelligence”

Tom Fitzgerald
Application Sales Manager,
Oracle

Tom.Fitzgerald@oracle.com

Brian A. Haugabrook
Interim Chief Information Officer
Valdosta State University

bahaugab@valdosta.edu

Barrie D. Fitzgerald
Research Analyst III
bdfitzgerald@valdosta.edu

April 2014



Technology and Innovation

1. Technology and Innovation
2. Business Intelligence in Higher Education
3. Complete College Georgia
4. Turning Hindsight into Foresight
5. Proactive Engagement
6. Freshman Learning Communities
7. Actionable Alerts
8. Demo



Oracle Technology

- Database 11g
- Application Express (APEX)
- Business Intelligence Enterprise Edition (OBIEE)
- Financial Analytics
- Endeca Information Discovery



Oracle OBIEE Implementation

- Planning: 3 months, Nov 2011 – Jan 2012
- Faculty Portal Development: 6 months, Jan 2012 – Jun 2012
- Data Warehouse
 - Data Collection, nightly extracts from Banner: Sept 2011 - Current
 - Infrastructure Setup, VM: 2 months, Feb 2012 – Mar 2012
 - OBIEE Installation/Setup: 5 months, Mar 2012 – July 2012
- Release to Campus: August 2012
- Oracle Endeca Information Discovery
 - Data Collection: Feb 2013 (2 weeks)
 - Web Interface: March 2013 (2 weeks)



Data and Information

1. How long does it take on average to get a new report created? (hours, days, weeks, months)
2. How are you using data to make decisions and provide support where needed?
3. Must you find information or does information find you?

```
06-MAY-2004      03:12 PM
REPORT: GURADDR                                     Address Report

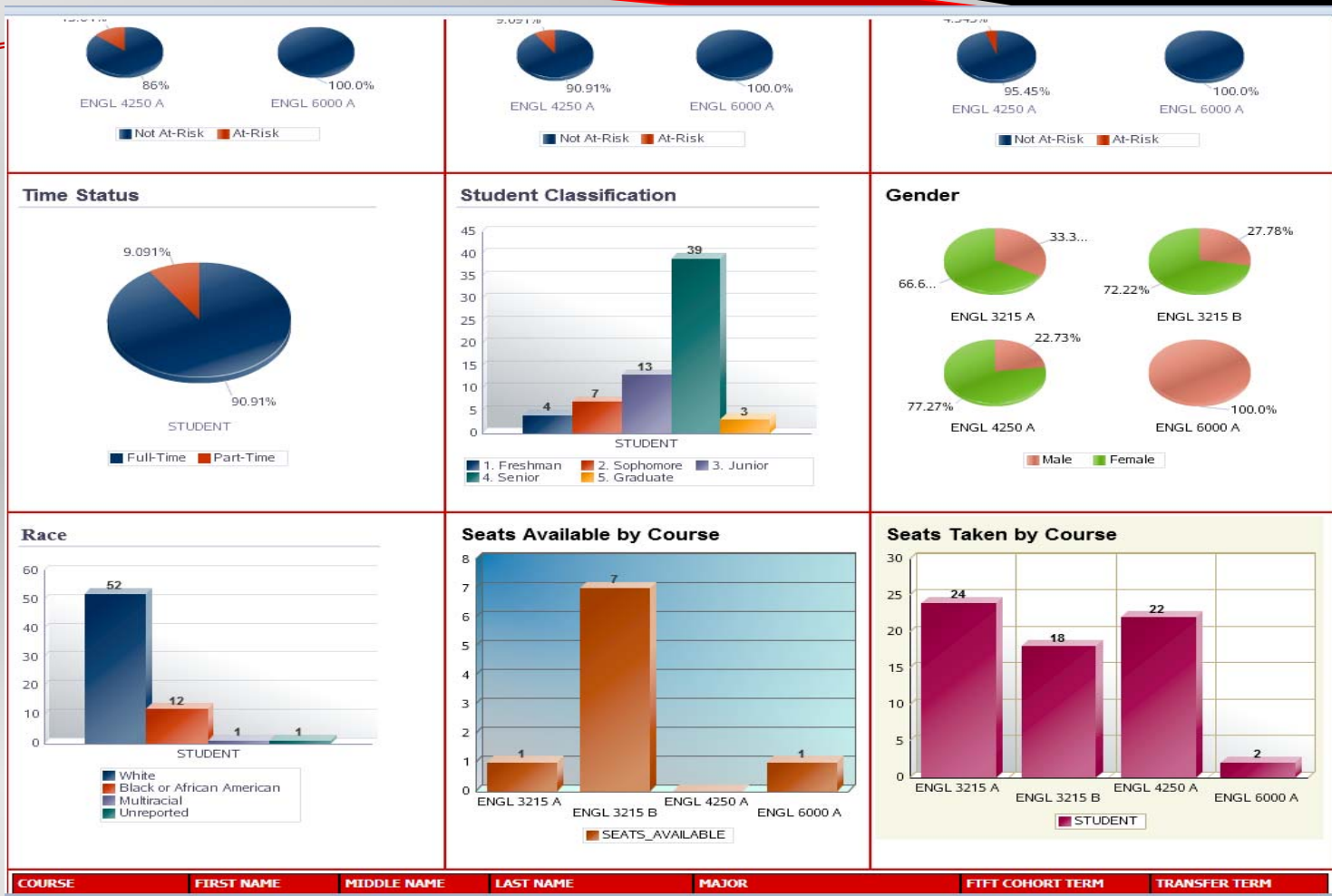
ID              Name                               Address
Q62100933      Clifford, Stephanie 22 EAST MAPLE ROAD
                                                         DETROIT, MI 82134

Q81337923      Serum, Tracy         6658 NORTH 69TH STREET
                                                         HOUSTON, TX 02344

PAGE: 2
06-MAY-2004      03:12 PM
REPORT: GURADDR                                     BANNER University
                                                         Address Report

ID              Name                               Address

*****REPORT CONTROL INFORMATION*****
Report Name: GURADDR
Term Code: 200210
```



Oracle (OBIEE) Business Intelligence



ORACLE Business Intelligence

Untitled

Criteria Results Prompts Advanced

Subject Areas

- OTHER_COURSES
- PELL_RECEIVED
- PIDM
- RACE
- SAT_MATH
- SAT_VERBAL
- SPORT
- SPORT_CODE
- STUDENT_CLASS
- STUDENT_CLASS_CODE
- STUDENT_ID
- STUDENT_LEVEL
- STUDENT_LEVEL_CODE
- STUDENT_TYPE
- STUDENT_TYPE_CODE
- TERM
- TERM_DESC
- TRANSFER
- TRANSFER_STUDENT
- TRANSFER_TERM
- TRANSFER_TERM_GPA
- US_VETERAN
- ACADEMIC_YEAR
- ACT_ENGLISH
- ACT_MATH
- ACT_READING
- ADVISOR_EMAIL
- ADVISOR_FNAME
- ADVISOR_LNAME
- ADVISOR_MNAME
- CAMPUS_ECORE
- CAMPUS_EMAJOR
- CAMPUS_GOML
- CAMPUS_KINGSBAY
- CAMPUS_MAIN
- CAMPUS_MILITARY

Selected Columns

Double click on column names in the Subject Areas pane to add them to the analysis. Once added, drag

STUDENT_TERM_DETAILS

- TERM_DESC
- COLLEGE
- DEPARTMENT
- MAJOR
- STUDENT_ID

Filters

Add filters to the analysis criteria by clicking on Filter option for the specific column in the Selected Column

Catalog

List All

- My Folders
- Shared Folders

Oracle (OBIEE) Business Intelligence



ORACLE Business Intelligence

Untitled

Criteria Results Prompts Advanced

Subject Areas

- ATHLETE
- ATTEMPTED_HRS
- CITIZEN
- COLLEGE
- DEPARTMENT
- EARNED_HRS
- EARNED_HRS_SATISFAC
- EMAIL_OTHER
- EMAIL_VSU
- ETHNICITY
- FIRST_GENERATION
- FLC
- FNAME
- FTE
- FTFT_FRESHMAN
- FTFT_TERM
- FULL_CUMULATIVE_GPA
- FULL_TIME
- GENDER
- HOPE_RECEIVED
- HOUSING
- HS_CODE
- HS_DEGREE_TYPE
- HS_DEGREE_YEAR
- HS_GPA
- INSTITUTIONAL_TERM_C
- LNAME
- MAJOR
- MNAME

Catalog

List All

- My Folders
- Shared Folders

Compound Layout

Title

Graph

STUDENT_ID

DEPARTMENT	STUDENT_ID
Dept of Accounting/Finance	410
Dept of Management	360
Dept of Marketing/Economics	230
Undeclared Department	290

Pivot Table

TERM_DESC	COLLEGE	DEPARTMENT	MAJOR	
Fall 2012	College of Business Admin	Dept of Accounting/Finance	Accounting	176
			BA-Accounting	142
			BA-Finance	48
			Finance	49
		Dept of Management	BA-International Business	62
			BA-Management	174
			International Business	23
			Management	105
		Dept of Marketing/Economics	BA-Economics	26
			BA-Marketing	128
			Economics	16
			Marketing	65
		Undeclared Department	Business Administration	248
			Master Business Administration	52

Oracle (OBIEE) Business Intelligence



- SWIS Home
- Student Record
- Agencies
- Contacts
- Summary List of Students
- List of Current Students
- Detailed List of Current and Prior Students
- Missing Students
- Title IV-E Funding Report
- Completed Practicum Placements Report
- Advising

Student Information Updated. ✖

Query Student

Enter a Student ID Number and Press Enter to Query. Erase the block and type a new Student ID Number and Press Enter to select a different student.

Enter Student ID (press Enter to Query)

Selected Student Haugabrook, Brian Antonio

Advisors

Advisor Name Advisor Type

Special Flags

Flag	Flag Set On	Flag Set By	Flag Lifts On
Test Flag	17-SEP-2012	Haugabrook, Brian Antonio	-


1 - 1

Department Forms

Form Name	Received On	Received By	View	Received	Reset Status	Delete Request	PDF
Student Contact Information	25-JUL-2011	Haugabrook, Brian Antonio	Download	<input checked="" type="checkbox"/>	<input type="checkbox"/>	<input type="checkbox"/>	Upload/Replace
Statement of Understanding	25-JUL-2011	Haugabrook, Brian Antonio		<input checked="" type="checkbox"/>	<input type="checkbox"/>	<input type="checkbox"/>	Upload/Replace
Official Program of Study	25-JUL-2011	Haugabrook, Brian Antonio		<input checked="" type="checkbox"/>	<input type="checkbox"/>	<input type="checkbox"/>	Upload/Replace
Graduation Application	25-JUL-2011	Haugabrook, Brian Antonio		<input checked="" type="checkbox"/>	<input type="checkbox"/>	<input type="checkbox"/>	Upload/Replace
Learning Plan 7612	* FORM NOT TURNED IN *	-		<input type="checkbox"/>	-	<input type="checkbox"/>	Upload/Replace
Foundation Practicum Application	* FORM NOT TURNED IN *	-		<input type="checkbox"/>	-	<input type="checkbox"/>	Upload/Replace
Concentration Practicum Application	* FORM NOT TURNED IN *	-		<input type="checkbox"/>	-	<input type="checkbox"/>	Upload/Replace
Foundation Liability Insurance	* FORM NOT TURNED IN *	-		<input type="checkbox"/>	-	<input type="checkbox"/>	Upload/Replace
Concentration Liability Insurance	* FORM NOT TURNED IN *	-		<input type="checkbox"/>	-	<input type="checkbox"/>	Upload/Replace

Student Information

Track	Full Time Program
Program Level	
Academic Status	Good Standing
Graduation Term	Not a SW Graduate
VSU Email Address	bahaugab@valdosta.edu
Other Email Addresses	-
Needs Follow Up	No



Special Documentation

No Special Requirements Found.

IV-E Funding



Academic Affairs Faculty Portal

[Main](#)[Advisor](#)[Courses](#)[At-Risk](#)[Data Warehouse Tools](#)[Applications/Portals](#)

Contact Brian Haugabrook, Director of Data Warehouse, for any questions. Email: bahauqab@valdosta.edu. Phone: (229) 333-7447
You can also email the VSU Data Warehouse department (VSUDataWarehouse@valdosta.edu) for requests, issues, or suggestions.

Digital Measures (College of Education)



[Login to Digital Measures](#)

Note: The Digital Measures link will expire 09/17/2012 at 09:32 AM.
If this link expires, Refresh the page to get the current link.

Watch a short video on using Digital Measures [here](#).

DegreeWorks



[Login to DegreeWorks](#)

DegreeWorks is an advising tool to aid in advising with electronic checklists, what-if scenarios, GPA calculators, advising planner, and notes.

For more information and tutorials click [here](#).

FLC Portal



[Login to the FLC Portal](#)

Freshmen Learning Communities advising and faculty portal. Access to course and student information that are part of an FLC community.

For more information click [here](#).

First-Time Full-Time Freshman Portal



[Login to the FTFT Portal](#)

Provides information on all enrolled students part of a FTFT cohort. Highlights students marked at-risk in general, reading and math based courses. This includes new FTFT students and enrolled FTFT students from previous years.

Department Specific Applications

[COE Advising Scheduler](#)[Nursing Advising Scheduler](#)[OASIS Advising Scheduler](#)[Student Success Center Scheduler](#)[Social Work Information System \(SWIS\)](#)

Application Directory



Course Summary

By User Role

Course

Select Term

Rows

1 - 200 of 2465

Term Desc	Crn	Subject	Crse Numb	Course Section	Course Title	Students Enrolled	Seats Available	Instructors Email
Fall 2012	00000	ACCT	2101	A	Principles of Accounting I	84	0	bahaugab@valdosta.edu
Fall 2012	00000	ACCT	2101	B	Principles of Accounting I	34	0	bahaugab@valdosta.edu
Fall 2012	00000	ACCT	2101	C	Principles of Accounting I	35	3	bahaugab@valdosta.edu
Fall 2012	00000	ACCT	2101	D	Principles of Accounting I	49	1	bahaugab@valdosta.edu
Fall 2012	00000	ACCT	2101	E	Principles of Accounting I	44	4	bahaugab@valdosta.edu
Fall 2012	00000	ACCT	2101	F	Principles of Accounting I	34	0	bahaugab@valdosta.edu
Fall 2012	00000	ACCT	2101	G	Principles of Accounting I	35	3	bahaugab@valdosta.edu
Fall 2012	00000	ACCT	2102	A	Principles of Accounting II	14	12	bahaugab@valdosta.edu
Fall 2012	00000	ACCT	2102	B	Principles of Accounting II	30	8	bahaugab@valdosta.edu
Fall 2012	00000	ACCT	2102	C	Principles of Accounting II	46	-1	bahaugab@valdosta.edu
Fall 2012	00000	ACCT	2102	D	Principles of Accounting II	43	2	bahaugab@valdosta.edu
Fall 2012	00000	ACCT	2102	E	Principles of Accounting II	36	-2	bahaugab@valdosta.edu
Fall 2012	00000	ACCT	3100	A	Intro to Fraud Examination	32	6	bahaugab@valdosta.edu



Class Roster with Photos and Direct Link to DegreeWorks

[Back to Course List](#)

Course ACCT 2101 A - Principles of Accounting I

Rows 100

- At Risk General = 'Yes'
- At Risk Reading = 'Yes'
- At Risk Math = 'Yes'

1 - 84 of 84

Student Photo	Last Name	First Name	Middle Name	Attendance/Course Progress	Email	At Risk General	At Risk Math	At Risk Reading	DegreeWorks
	Doe	J	Tanner	Attendance/Course Progress Flags	bahaugab@valdosta.edu	Yes	Yes	No	DegreeWorks
	Doe	J	Jahmeem	Attendance/Course Progress Flags	bahaugab@valdosta.edu	No	No	No	DegreeWorks
	Doe	J	Qamar	Attendance/Course Progress Flags	bahaugab@valdosta.edu	No	No	No	DegreeWorks



Custom Application Integrations

VALDOSTA STATE UNIVERSITY

Back to Self-Service | Course Attributes | Help | Print

Find Student ID: Haugabrook, Brian Anton | Degree: MPA | Major: Public Administration | Level: GS | Classification: Graduate | Last Audit: 08/20/2012 | Last Refresh: 02/10/2012 at 1:25 pm

Worksheets | Planner | Notes | Petitions | Exceptions | GPA Calc | Admin

Format: Student View | View | Process New | Class History

Degreeworks Production Environment

Student View AB171111 as of 08/20/2012 at 11:49

Student	Haugabrook, Brian Antonio	Level	Graduate-Semester
ID		Degree	Master of Public Admin
Classification	Graduate	College	College of Arts & Sciences
Catalog	Fall 2006	Major	Public Administration
Advisor	Argyl	Minor	
FFFT Freshman		Prior Degrees	

Requirements | Degree Progress: 100%

- ✓ Current Holds Affecting Registration or Graduation
- ✓ You have no holds.
- ✓ Master of Public Administration
 - ✓ Classified as a Regular Graduate Student
 - ✓ You meet the minimum GPA requirement
 - ✓ Degree Requirements
- ✓ Major in Public Administration - MPA

✓ Foundations Seminar in PA	PADM 7300	Foundation in MPA
✓ Quantitative Methods for PA	PADM 7060	Quantitative Mthds for PADM
✓ Policy Analysis	PADM 7090	Policy Analysis



Automatic Alerts, Triggers, and Events

- Sends notification to the student's advisor and academic success center
- If the student lives on campus, a wellness check is automatically triggered through the housing office
- If the student is in an FLC, all other instructors are notified

[Return To List](#)

Edit Student Attendance

Course ACCT 2101 - Principles of Accounting I

Edit Name Jane Doe

Edit Status Level 0: No Absences

Level 0: No Absences

Level 1: 1-2 Absences, No-Risk

Level 2: Multiple Absences. At-Risk

Level 3: Failing due to Absences

Comments

0 of 2000

[Update Attendance](#)

ATTENDANCE

Attendance in good standing

Edit Course Progress

Course ACCT 2101 - Principles of Accounting I

Edit Name Jane Doe

Course Status Level 0: Good

Comments

0 of 2000

[Update Progress](#)


PROGRESS

Course progress in good standing



Student Progress in all Courses

Student

STUDENT_PHOTO	STUDENT_NAME	EMAIL_VSU	FULL_CUMULATIVE_GPA	ADVISOR_NAME	ADVISOR_EMAIL
	John Doe	bahauqab@valdosta.edu	-	Robert Smith	bahauqab@valdosta.edu

1 - 1

[Return To List](#)

Student Schedule

CRN	Course	Instructor Email	Attendance Status	Attendance Comments
80354	ENGL 1101 T - Composition I	ido@valdosta.edu	Level 2: Multiple Absences. At-Risk	Marlee has accrued three absences. We are in the process of setting up a meeting to discuss the matter.
80042	KSPE 1020 C - Weight Training	ido@valdosta.edu		
80643	VSU 1101 K - Keys to College Success	ido@valdosta.edu		
81056	PHIL 2010 B - Fundamentals of Philosophy	ido@valdosta.edu		
81213	HIST 2112 K - United States History Sn 1865	ido@valdosta.edu		



Course Withdrawal Alerts

- What happens if a student drops a course that is in his/her cohort?
- What actions should take place?

From: flc_coordinator@valdosta.edu [mailto:flc_coordinator@valdosta.edu]

Sent: Monday, September 17, 2012 8:13 AM

To: Brian A. Haugabrook

Subject: FLC NOTIFICATION Course Withdrawal (Gi)

Dear Brian Haugabrook,

J Doe (@valdosta.edu) has withdrawn from PERS 2160 C FLC course and currently lives on campus. You are encouraged to follow up with the student.

Login to the FLC Portal for more information. <https://apex.valdosta.edu/apex/f?p=FLC>



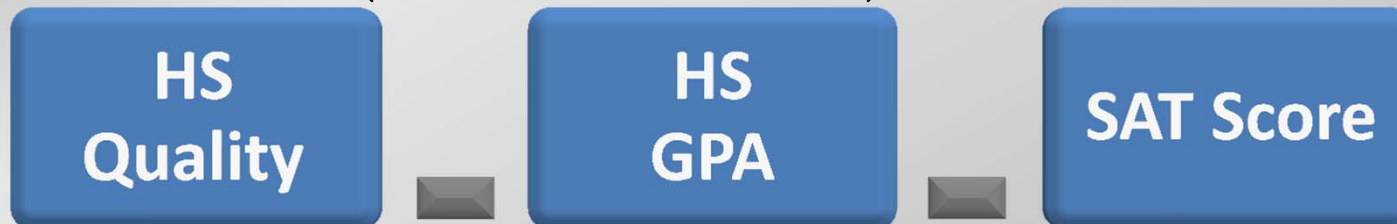
Enrollment Management and Retention, Progression and Graduation

- Importance of Good Data
- Timely Data
- New Freshmen Learning Curve
- Faculty (need I say more)
- Orientation
- Advising
- Other Risk Factors (Financial Aid, Social Issues, etc...)



At-Risk Factors

- A three part process that examined:
 - Quality of High School
 - High School Grade Point Average (HS GPA)
 - SAT Scores (ACT converted)





At-Risk Factors

- Examined potential DFW rates of students by at-risk factors.
 - HS Quality
 - HS GPA
 - English: SAT English (Average ACT English and ACT Reading)

HS Quality, HS GPA, SAT Total	English Based Courses				At-risk Indicator (60.0% or Below)	Math Based Courses				At-risk Indicator (60.0% or Below)
	Pass	DFW	Total	% Passed		Pass	DFW	Total	% Passed	
1, 1, 1	382	20	402	95.0%		193	12	205	94.1%	
1, 3, 2	355	90	445	79.8%		132	48	180	73.3%	
1, 4, 1	216	95	311	69.5%		60	79	139	43.2%	At-risk, Math
2, 1, 3	441	38	479	92.1%		104	23	127	81.9%	
2, 3, 2	495	125	620	79.8%		124	90	214	57.9%	At-risk, Math
3, 2, 4	398	109	507	78.5%		102	94	196	52.0%	At-risk, Math
3, 3, 1	132	69	201	65.7%		50	37	87	57.5%	At-risk, Math
3, 4, 3	230	167	397	57.9%	At-risk, English	52	96	148	35.1%	At-risk, Math
4, 1, 1	422	31	453	93.2%		242	33	275	88.0%	
4, 1, 4	266	32	298	89.3%		80	32	112	71.4%	
4, 4, 4	200	154	354	56.5%	At-risk, English	51	103	154	33.1%	At-risk, Math
9, 2, 3	169	34	203	83.3%		45	20	65	69.2%	



Summer 2013 Dept of Phy/Ast/Geosciences

TERM	DEPARTMENT	SUBJ	CRSE_NUMB	INCOME	COST	REVENUE
Summer 2013	Dept of Phy/Ast/Geosciences	ASTR	1000	\$13,746.00	\$11,206.69	\$2,539.31
Summer 2013	Dept of Phy/Ast/Geosciences	ASTR	1010K	\$14,536.00	\$15,681.10	-\$1,145.10
Summer 2013	Dept of Phy/Ast/Geosciences	GEOG	1102	\$15,642.00	\$17,273.07	-\$1,631.07
Summer 2013	Dept of Phy/Ast/Geosciences	GEOG	1110	\$34,602.00	\$25,415.24	\$9,186.76
Summer 2013	Dept of Phy/Ast/Geosciences	GEOG	1112K	\$25,912.00	\$10,553.20	\$15,358.80
Summer 2013	Dept of Phy/Ast/Geosciences	GEOL	3120	\$3,318.00	\$2,842.42	\$475.58
Summer 2013	Dept of Phy/Ast/Geosciences	ISCI	2002	\$11,376.00	\$8,303.72	\$3,072.28
Summer 2013	Dept of Phy/Ast/Geosciences	PHSC	1100	\$4,740.00	\$11,150.12	-\$6,410.12
Summer 2013	Dept of Phy/Ast/Geosciences	PHYS	1111K	\$15,800.00	\$9,099.53	\$6,700.47
Summer 2013	Dept of Phy/Ast/Geosciences	PHYS	1112K	\$15,168.00	\$10,321.68	\$4,846.32
Summer 2013	Dept of Phy/Ast/Geosciences	PHYS	2211K	\$13,272.00	\$14,853.86	-\$1,581.86
Summer 2013	Dept of Phy/Ast/Geosciences	PHYS	2212K	\$5,056.00	\$7,656.00	-\$2,600.00
				\$173,168.00	\$144,356.64	\$28,811.36

Oracle (OBIEE) Business Intelligence



History+

DEPARTMENT	SUBJ	CRSE_NUMB	INCOME	COST	REVENUE
History+	HIST	1012	\$7,110.00	\$7,077.10	\$32.90
History+	HIST	2111	\$17,064.00	\$25,259.42	-\$8,195.42
History+	HIST	2112	\$15,642.00	\$25,976.58	-\$10,334.58
History+	HIST	3090/5090	\$11,553.00	\$8,060.05	\$3,492.95
History+	HIST	4211/6211	\$11,376.00	\$10,735.89	\$640.11
History+	HIST/AF AM	3060/3600	\$7,110.00	\$9,825.78	-\$2,715.78
History+	HIST/AF AM/WGS T	3080/5080/36 00/4600	\$9,006.00	\$6,912.75	\$2,093.25
			\$78,861.00	\$93,847.57	-\$14,986.57

Cross-listed Sections



DEPARTMENT	SUBJECT CODE	COURSE NUMBER	SECTION	COURSE SECTIONS	SEATS ALLOWED	SEATS TAKEN	PERCENT UTILIZATION
Dept of Phy/Ast/Geosciences	GEOG	1100	A	1	40	27	67.5%
Dept of Phy/Ast/Geosciences	GEOG	1100	A	1	48	37	77.08%
Dept of Phy/Ast/Geosciences	GEOG	1100	A	1	48	14	29.17%

DEPARTMENT	SUBJECT CODE	COURSE NUMBER	SECTION	COURSE SECTIONS	SEATS ALLOWED	SEATS TAKEN	PERCENT UTILIZATION
Dept of Phy/Ast/Geosciences	GEOG	1110	A	1	40	46	115%
Dept of Phy/Ast/Geosciences	GEOG	1110	B	1	48	47	97.92%
Dept of Phy/Ast/Geosciences	GEOG	1110	C	1	48	43	89.58%
Dept of Phy/Ast/Geosciences	GEOG	1110	A	1	40	39	97.5%

Seat Utilization



Fall 2013 Implementation

- Student Portal
 - Degree progress checklist
 - Targeted supplemental instruction materials displayed as ads
 - Student employment opportunities based on financial analytics
- Oracle Endeca Information Discovery
 - Combine quantitative and qualitative data
 - Incorporate social media and survey data
 - Enhance research and grant opportunities



! July 9, 2013 | Message from your Advisor: Please contact me ASAP 229.333.1500

+ EXPAND



Math Tutoring
229.333.1500

- Math Study Tips
- Tutoring Schedule
- Course Catalog
- Choosing a Major



English Tutoring
229.333.1500

This would be text for a paragraph.
This would be text for a paragraph.
This would be text for a paragraph.

Logout

- VSU E-mail
- Banner Registration
- BlazeView
- Information Technology Service Desk
- Password Management

Registrar's Office



English Tutoring
229.333.1500

- English Study Tips
- Tutoring Schedule
- Course Catalog
- Choosing a Major

Fall Registration July 8 @ 7am

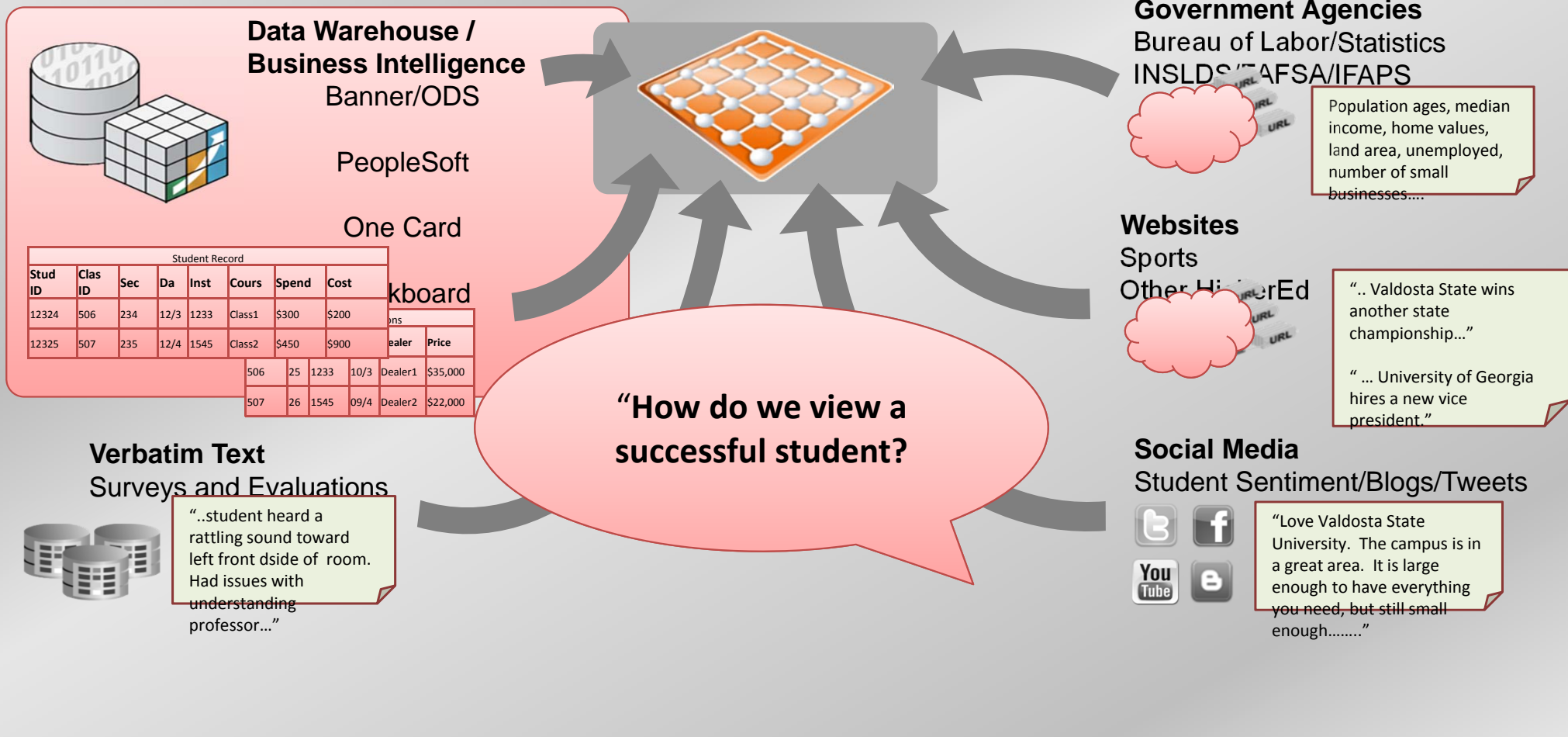


This would be text for a paragraph.
This would be text for a paragraph.
This would be text for a paragraph.



Oracle Endeca Information Discovery

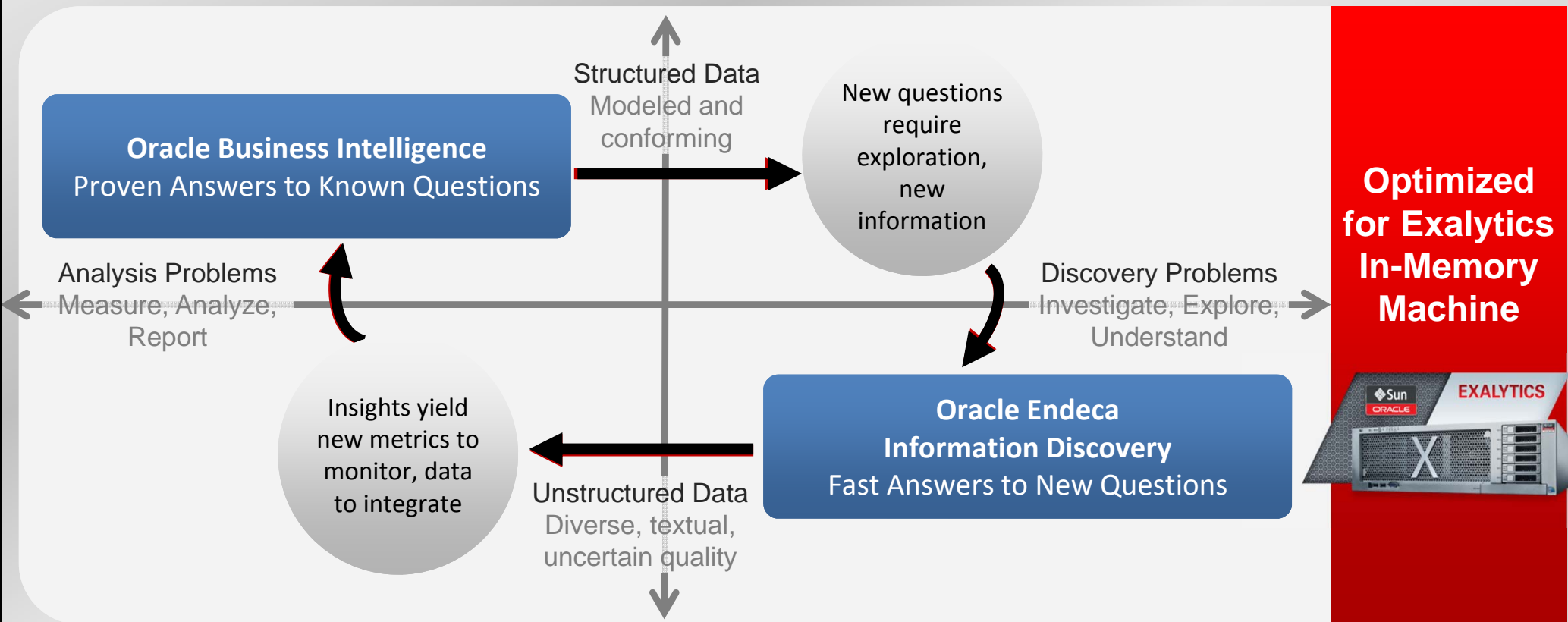
Understand the Complete Picture with Context from Any Source





Business Intelligence and Information Discovery

More Powerful Together



Search Box

Search Within

Breadcrumbs

No refinements have been selected.

Range Filters

Success Counts

Success Hours

- Guided Navigation
- Student
 - Student Courses
 - Student Demographics
 - Student Employers
 - Student Flags
 - Student GPA
 - Student MultiAssign
 - Success Center
 - Financial Aid
 - Labor Data
 - Purchases
 - Card Access
 - Indicators
 - Course Type

Bookmarks

Filter bookmarks...

My Bookmarks

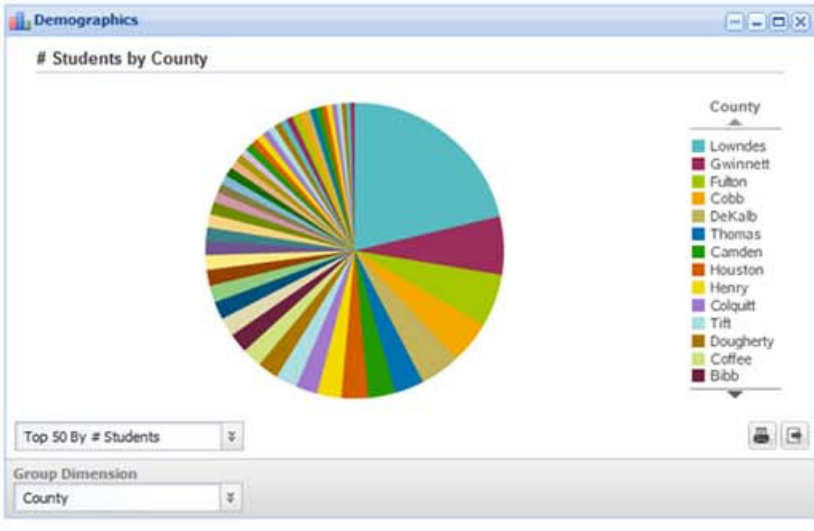
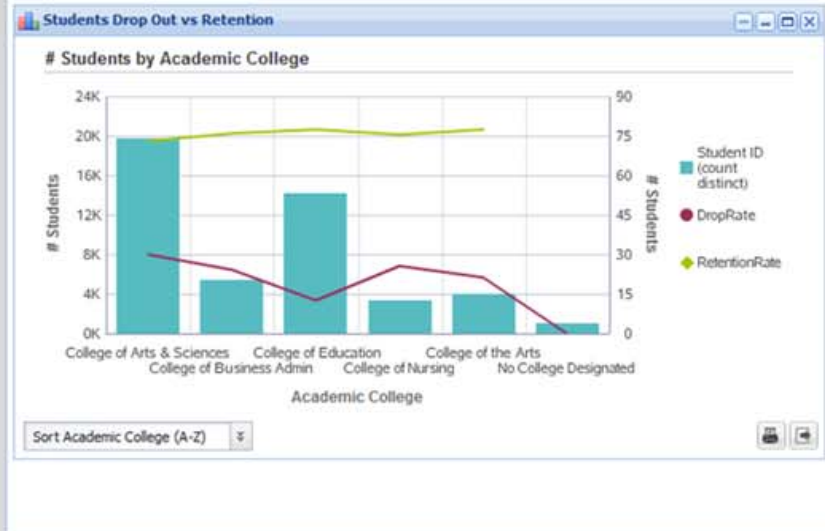
Name	Description	Date ...	Actions
No bookmarks matched your filter.			

Create New Bookmark

Student Metrics

At Risk Rate 17%	Drop Out Rate 24%	High School GPA 3.08	Cumulative GPA 2.96	Student Sentiment 21.73%
---------------------	----------------------	-------------------------	------------------------	-----------------------------

Student Location



Detail Records

Column Sets: Student

D...	Student ID	Attempted Hours	Earned Hrs	Face To Face Courses	First Generation	FTE	Fully Online Courses	High School Grad Year	Live
<input type="checkbox"/>	000380A9A619DAC486F1...	6.000000	0.000000	0.000000	N	0.666667	2.000000		N
<input type="checkbox"/>	000380A9A619DAC486F1...	6.000000	0.000000	0.000000	Y	0.666667	2.000000		N
<input type="checkbox"/>	000380A9A619DAC486F1...	9.000000	0.000000	0.000000	N	1.000000	3.000000		N
<input type="checkbox"/>	0007F307E6A1B6DD2C39...	3.000000	3.000000	1.000000	N	0.250000	0.000000	2008	N
<input type="checkbox"/>	0007F307E6A1B6DD2C39...	4.000000	4.000000	1.000000	N	0.333333	0.000000	2008	N
<input type="checkbox"/>	000837BB026C2AC39A00...	14.000000	8.000000	6.000000	N	1.000000	0.000000	2012	N
<input type="checkbox"/>	000837BB026C2AC39A00...	18.000000	0.000000	6.000000	N	1.000000	0.000000	2012	N
<input type="checkbox"/>	000AB70F6964700971477...	9.000000	7.000000	4.000000	N	0.750000	0.000000	2000	N
<input type="checkbox"/>	000AB70F6964700971477...	5.000000	5.000000	2.000000	N	0.416667	0.000000	2000	N
<input type="checkbox"/>	000AB70F6964700971477...								N

Page 1 of 19855 | Records per page

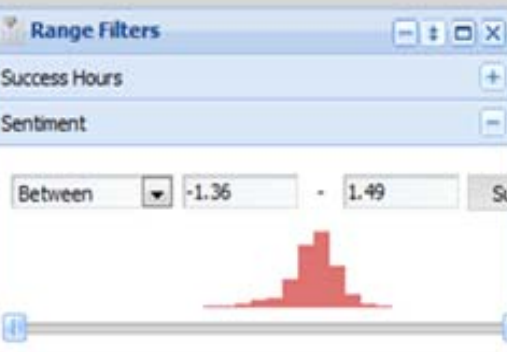
Displaying records 1 - 10 of 198550

Search Box

Search Within

Breadcrumbs

No refinements have been selected.

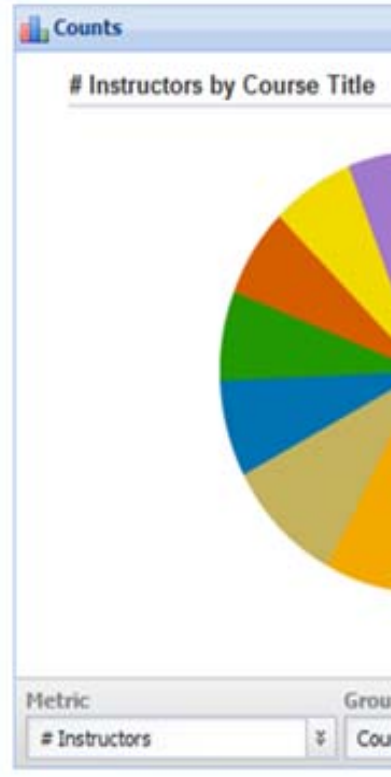
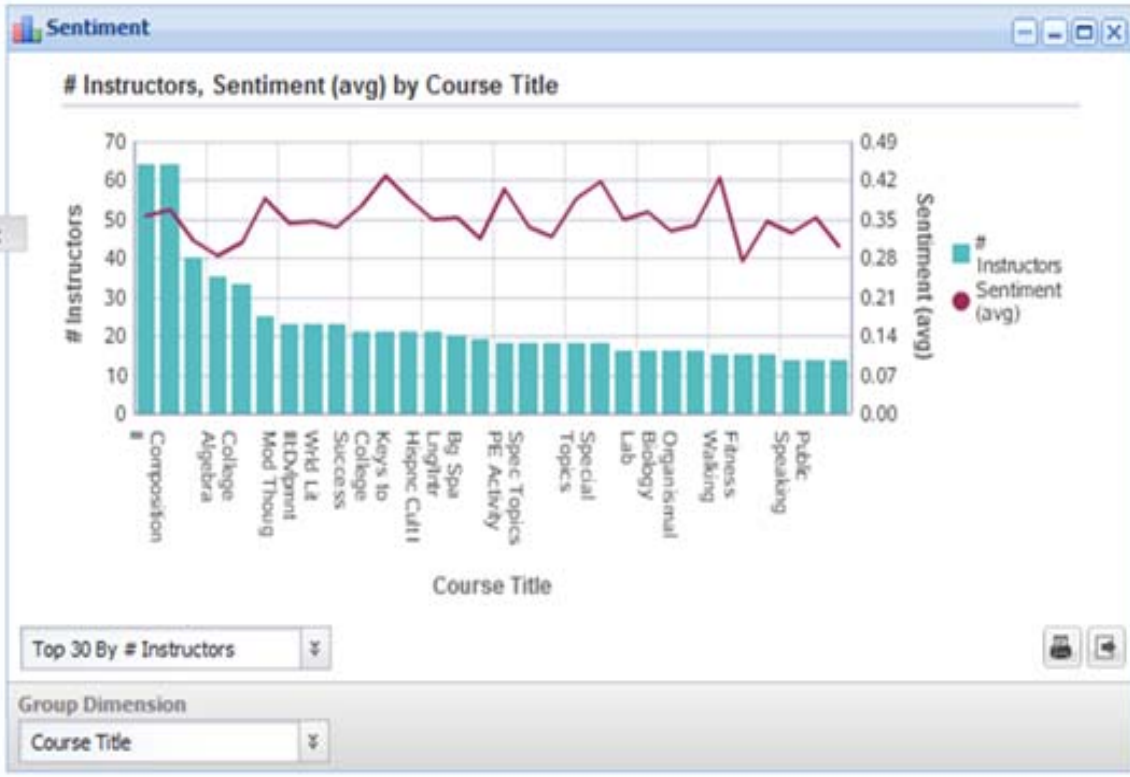


- Guided Navigation
- Student
 - Student Courses
 - Success Center
 - Student Demographics
 - Evaluation
 - Student Flags

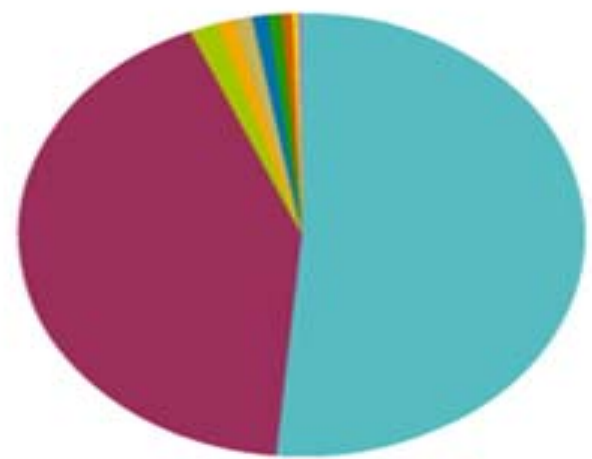
Bookmarks

Course Metrics

Sentiment 34%	Students 40,472	Number of Courses 2,446	Courses by Instructor 4
------------------	--------------------	----------------------------	----------------------------



\$ Amount by Merchant Name

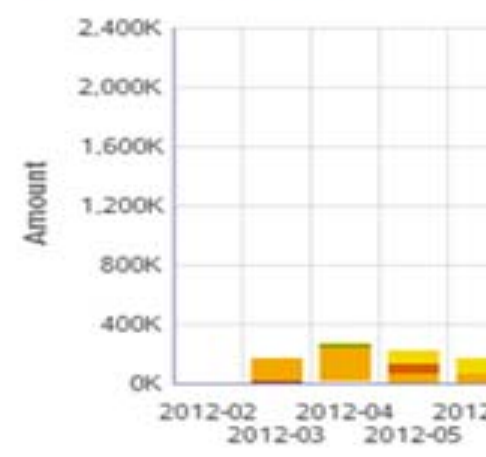


- University Stores
- Dining
- Laundry
- 1 Card
- Student Health
- Parking
- Snack
- Beverage
- Printing
- Student Rec
- Off Campus - Verifone
- Off Campus3

Top 50 By \$ Amount

Metric: \$ Amount
Group Dimension: Merchant Name

Amount by Year Month



Sort Year Month (A-Z)

Metric: Amount
Series: Merch

Detail Records

De...	Student ID	Enrolled Term	Amount	Merchant Name	Profitcenter Name	Purchase D
	AD925CFD5B0381F16687...	Fall 2012	\$0.50	Laundry	Centennial Laundry	10/21/2012
	E0EA650D442317088CD6...	Fall 2012	\$1.79	Dining	UC Food Court	10/22/2012
	4313B02183752214E8571...	Spring 2013	\$4.59	Dining	Papa Johns	01/14/2013
	BC214A7915E35B4B97D4...	Fall 2012	\$5.95	Dining	Chick Fil A	10/22/2012
	6A07BFA37A118FAFD970...	Spring 2013	\$0.00	University Stores	Main/tech/M Store	01/11/2013



Comments and Questions

